

# Pump Tubes – Stainless Steel Series



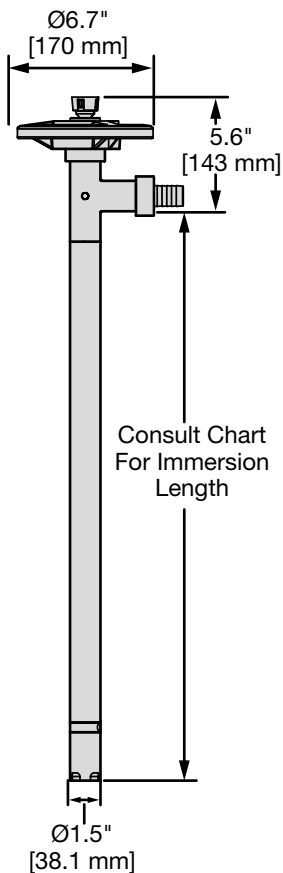
**STANDARD's Stainless** pump tube is engineered for transferring liquids in an ATEX environment. Robust Stainless Steel offers excellent performance, strength and durability.

## Common Applications

- Flammable liquids with a flash point of min. 185°C
- Chemicals according to our resistance guide

## Technical Specifications

<b>Wetted Parts</b>	SS316, Carbon, PTFE
<b>Max. Viscosity</b>	1500 cps (mPas) (SP-280P, SP-ENC, SPE-950, SP-440EX) 750 cps (mPas) (SPE-450, SP-A2, SP-420EX) 450 cps (mPas) (SP-A1) 200 cps (mPas) (SPE-250B) 100 cps (mPas) (SPE-12/24V)
<b>Discharge Options</b>	1" (25 mm) / 3/4" (19 mm) Hose Barb
<b>Pump Design</b>	Seal-less / Centrifugal
<b>Max. Specific Gravity</b>	1.8 (with 825 watt or 950 watt motor)
<b>Max. Temperature</b>	80°C, AtEx: 40°C
<b>Directive and Classification</b>	AtEx 2014 / 24 / EU – EX II 2G c IIB T4



Part Number	Assembly	Immersion Length	Shaft	Impeller
SP-7600-27	Stainless 316	27" (700 mm)	Stainless 316	High Volume
SP-7600-39	Stainless 316	39" (1000 mm)	Stainless 316	High Volume
SP-7600-47	Stainless 316	47" (1200 mm)	Stainless 316	High Volume
SP-7600-60	Stainless 316	60" (1500 mm)	Stainless 316	High Volume
SP-7600-72	Stainless 316	72" (1800 mm)	Stainless 316	High Volume
SP-7700-27	Stainless 316	27" (700 mm)	Stainless 316	High Pressure
SP-7700-39	Stainless 316	39" (1000 mm)	Stainless 316	High Pressure
SP-7700-47	Stainless 316	47" (1200 mm)	Stainless 316	High Pressure
SP-7700-60	Stainless 316	60" (1500 mm)	Stainless 316	High Pressure
SP-7700-72	Stainless 316	72" (1800 mm)	Stainless 316	High Pressure

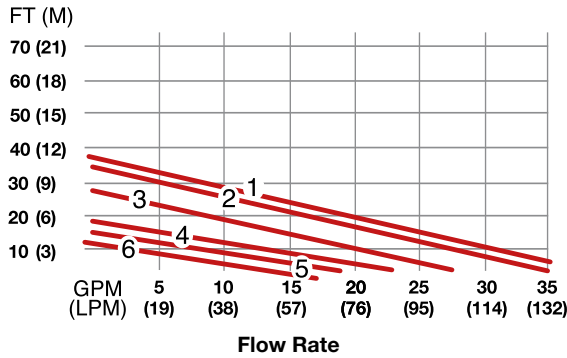
Flow curves for these pumps, please see page 16.

# Performance Curves for Centrifugal Pumps

**SP-AL, SP-SS, SP-6600/6700 Series, SP-7600/7700 Series**



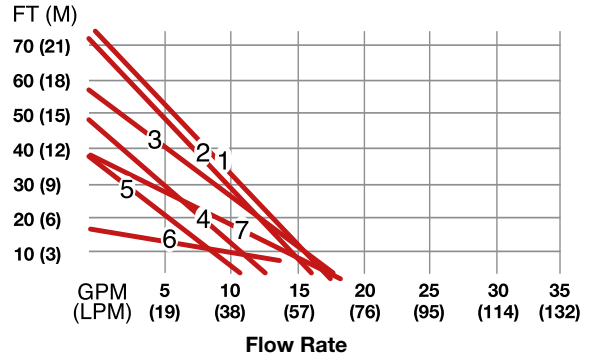
## High Volume Pumps:



### Motor:

- 1 SPE-950
- 2 SP-280P, SP-ENC, SP-440EX
- 3 SPE-450, SP-A2, SP-420EX
- 4 SPE-250B
- 5 SP-A1, SPE-24V
- 6 SPE-12V

## High Pressure Pumps:



### Motor:

- 1 SPE-950
- 2 SP-280P, SP-ENC, SP-440EX
- 3 SPE-450, SP-A2, SP-420EX
- 4 SPE-250B
- 5 SP-A1
- 6 SPE-12V

Performance measured by pumping clean water at 20° C.

**Warning:** When pumping flammable or combustible liquids pump tube must be used in conjunction with an explosion proof motor.

\*Note: Max. Specific Gravity is 1.8 when used in conjunction with 825 watt motor or 950 watt motor.